


G R E A T L A K E S



OHIO 2022 CRUNCH GUIDE

JOIN US AT NOON ON THURSDAY, OCTOBER 13

-OR-

CRUNCH ANYTIME IN OCTOBER THAT WORKS FOR YOU!



NATIONAL
FARM to SCHOOL
NETWORK

OHIO



CENTER for INTEGRATED
AGRICULTURAL SYSTEMS



THE OHIO STATE
UNIVERSITY

EXTENSION

FarmToSchool.osu.edu
FAMILY AND CONSUMER SCIENCES

WHAT IS THE GREAT LAKES GREAT APPLE CRUNCH

The Great Lakes Great Apple Crunch encourages healthy eating and supports farm to school and other local food purchasing initiatives throughout the region. It's also a fun way to connect food and agriculture to classroom curricula – from science to art & more!

Oftentimes when you buy food from a local producer, the produce was recently harvested. This means many local fruits and vegetables were picked when nutrients and taste are at their peak. Think about the taste of a fresh, homegrown apple in October compared to a store bought apple in January. Your students just might notice a difference as well!

Join the Great Lakes states of Minnesota, Wisconsin, Illinois, Indiana, Michigan, Iowa and Ohio in celebrating [National Farm to School Month](#) ↗ by crunching into locally and regionally grown apples at NOON on Thursday, October 13, 2022. It's important that everyone get a chance to Crunch, so we welcome you to **Crunch any day or time in October that works for you!**

Participants of all ages, and at all different sites, are encouraged to Crunch!

For more information about the Great Lakes Great Apple Crunch visit the Apple Crunch website at cias.wisc.edu/our-events/applecrunch/ ↗

Please note: This PDF includes clickable links to additional online resources. Clickable links are [blue](#) and followed by a blue arrow (↗) like the Apple Crunch website above.



HOW TO GET STARTED

→ REGISTER YOUR CRUNCH!

The best first step is to make your Crunch count. Be sure to register your Great Apple Crunch at cias.wisc.edu/our-events/applecrunch/ ↗

→ ASSEMBLE AN APPLE CRUNCH PLANNING TEAM

Invite teachers, food service staff, administrators, parents, and students to participate in the event planning process.

→ FIND YOUR APPLES

Review the "Find Your Local Apples" section for tips on finding local orchards to supply apples for your Crunch.

→ CHOOSE YOUR CRUNCH DAY ACTIVITIES


In addition to your Great Apple Crunch at noon, plan fun and engaging educational activities, lessons, field trips, or farmer visits to celebrate Crunch Day!

→ PREPARE YOUR COMMUNITY FOR THE CRUNCH

See "Promote Your Crunch" for tips to spread the word about your Crunch - and build excitement, fundraise, or find volunteers for your event!

→ AMPLIFY YOUR CRUNCH

Read "Share Your Story" and learn to amplify your Crunch through photos, social media, TV, newspaper, and radio!



FIND YOUR LOCAL APPLES

→ OHIO APPLES

Use the "Find an Orchard" tool to source apples by region, county, or farm name.

ohioapples.com ↗

→ OHIO PROUD

Find products made and grown in Ohio. Search for farm stands, farmers' markets & more.

ohioproud.com ↗

→ OHIO ECOLOGICAL FOOD AND FARM ASSOCIATION GUIDE

Search the online tool for producers of local apples.

oeffa.org ↗

→ OHIO FOOD GUIDE FOR FOOD SERVICE DIRECTORS

Everything you need to find and use foods grown, raised or processed in Ohio.

farmtoschool.osu.edu/files/2018/03/Food-Directors_OhioToolKit_3-8-17-003-1.pdf ↗

→ USDA ON-FARM MARKET DIRECTORY

A great resource for finding farm stands and markets with local apples.

ams.usda.gov/local-food-directories/onfarm ↗

→ USDA FOOD HUB & CO-OP DIRECTORY

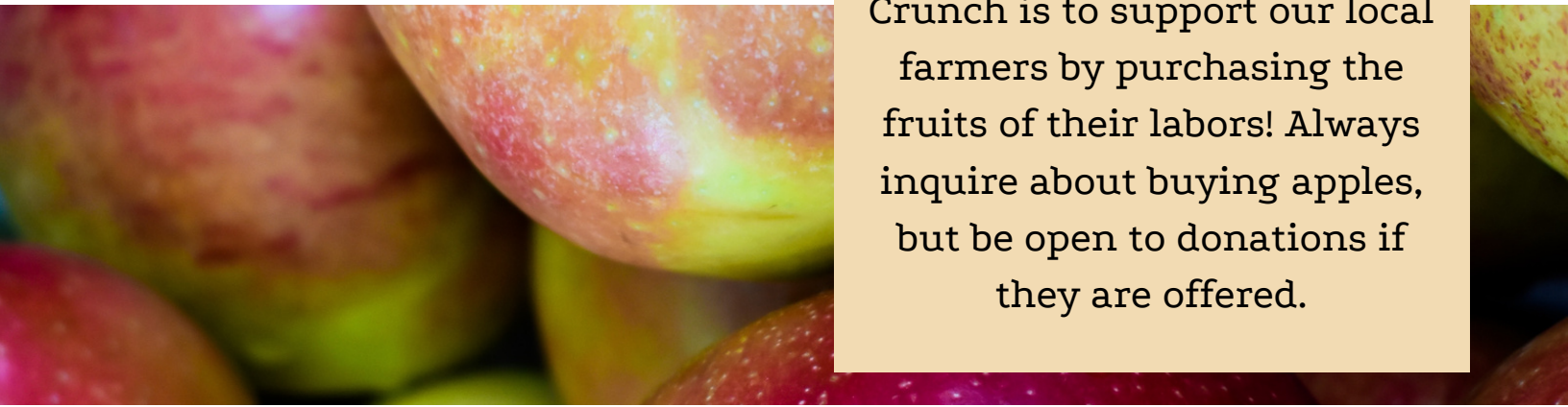
A helpful tool for finding local food distributors and aggregators near you.

ams.usda.gov/local-food-directories/foodhubs ↗

→ USDA GUIDE TO PROCURING LOCAL FOOD FOR CHILD NUTRITION PROGRAMS

All you need to know about purchasing local foods through USDA programs

[Click here to access the PDF](#) ↗



Remember: The goal of the Crunch is to support our local farmers by purchasing the fruits of their labors! Always inquire about buying apples, but be open to donations if they are offered.

RECIPES FOR K-12 SCHOOLS AND MORE



→ APPLE MUFFIN SQUARES

An easy-to-make breakfast or lunch item featuring local apples! Try different apples varieties for flavor.

[Recipe Here ↗](#)

→ APPLE CRANBERRY COLE SLAW

This is a superb autumn school food service recipe to feature local apples, cabbage, and honey!

[Recipe Here ↗](#)

→ CRAN-APPLE CORNBREAD MUFFINS

Sweet and tart, with cheddar cheese, these muffins are sure to please!

[Recipe Here ↗](#)

→ FRESH APPLE CRISP

A quick, hot, and easy breakfast or lunch to feature local apples!

[Recipe Here ↗](#)

→ CRUNCHY APPLE SALAD

Crunchy, sweet and tart, this salad will brighten any menu or salad bar!

[Recipe Here ↗](#)

→ CUCUMBER & APPLE SALAD

A light and tangy salad with cucumbers, bell peppers, fresh herbs, and local apples!

[Recipe Here ↗](#)

→ CHICKEN SALAD WITH APPLES, CRANBERRIES & WALNUTS

A quick cold chicken salad featuring USDA chicken, local apples, and regional cranberries!

[Recipe Here ↗](#)

→ FRESH KALE, APPLE & CRANBERRY FALL SALAD

A no cook recipe featuring leafy greens, regional cranberries, and delicious local apples!

[Recipe Here ↗](#)

ECE RECIPES



→ APPLE SALAD

A tangy take on yogurt parfait, with a million ways to make it local.

[Recipe Here ↗](#)

→ BERRY BONANZA

A unique, no-cook yogurt and oatmeal breakfast featuring seasonal fruits.

[Recipe Here ↗](#)

→ RHUBARB APPLESAUCE

A great recipe for the kitchen, or a classroom activity.

[Recipe Here ↗](#)

→ GOLDEN RAYS

A warm and delicious twist on traditional oatmeal!

[Recipe Here ↗](#)

→ BOOKWORM APPLE BARK

Local apple slices topped with peanut butter, herbs & dried fruit for a perfect snack.

[Recipe Here ↗](#)

→ BAKED BATATAS & APPLES

Slightly sweet, the perfect treat - sweet potatoes and local apples that credit for veggies and fruit!

[Recipe Here ↗](#)

→ APPLE JACKED PANCAKES

Try purchasing locally grown whole grains for this fun breakfast recipe.

[Recipe Here ↗](#)

PROMOTE YOUR CRUNCH

Once your planning team has established your Great Apple Crunch activities, share the word with your entire community, office, agency, and partners to build the excitement and increase participation. Here are some general outreach ideas:

- Announce the event in your staff, office, or community newsletter or e-newsletter. Use this as an opportunity to invite volunteers to lead Apple Crunch activities, find local apples, or invite a local farmer to come visit.
- Promote the event through social media using the hashtags [#GreatAppleCrunch](#), [#OHAppleCrunch](#), [#OHFarmToSchool](#), [#F2SMonth](#), [#OHLittleCrunchers](#), [#OneMillionPlusCrunches](#)
- Arrange a special Apple Crunch planning meeting that's open to the public—be sure to find a time where many community members can join.
- Create flyers or posters to hang around your office, business campus, or eating space. Use the Great Lakes Great Apple Crunch logo to advertise, or create your own design.
- Talk to the chef or cafeteria staff about including a local apple dish on the Crunch Day menu, or purchasing local apples for your Crunch. Put the Crunch on the office menu, and highlight your local farmer.



Get everyone, fruits and vegetables included, in all your Crunch photos!

SHARE YOUR STORY

It's not a Crunch heard 'round the region unless you get the word out far and wide!

- Inform local newspapers and television reporters know about your Apple Crunch. Send a press release or invitation to join your event. [Click here ↗](#) for a template press release to customize for your outreach. Use the celebration as a way to share more about your farm to school activities, local food purchasing, and **National Farm to School Month**.
- Get out your camera, smartphone, or video devices and take a “crunch byte” to share through social media.

- Share your event widely through Facebook and other social media! Post to your page and with the Great Apple Crunch pages too!

Facebook: facebook.com/GreatLakesGreatAppleCrunch ↗

Instagram: [@GreatAppleCrunch](https://instagram.com/GreatAppleCrunch) ↗

Twitter: [@Gr8AppleCrunch](https://twitter.com/Gr8AppleCrunch) ↗

*Note: any photos or videos posted to social media may be used in future Apple Crunch promo material.

- Use the hashtags **#GreatAppleCrunch**, **#OHFarmToSchool**, **#OHAppleCrunch**, **#F2SMonth**, **#OHLittleCrunchers**, **#OneMillionPlusCrunches** to share your images on Twitter, Instagram and Facebook.



Important reminder:
Make sure you have
appropriate photo release
forms for youth featured in
your Great Apple Crunch
photos.

GREAT APPLE CRUNCH LOGO

Don't forget to download your copy of the Great Lakes Great Apple Crunch logo. Use the logo to promote the Great Apple Crunch around your community, on your website, and on social media.

You will find various public logo files for your state at the link below. Customize promotional items like posters, blog posts, and social media content.

Download the sample press release at this website: go.wisc.edu/4k5931 ↗

Click this link <bit.ly/OHAppleCrunch> to access the logo files.

Join us at noon on
Thursday, October 13, 2022



FOR MORE INFORMATION, CONTACT:

Haley Scott, Ohio Farm to School Program Assistant
Ohio State University Extension
scott.2714@osu.edu

For additional info on the
Great Apple Crunch:
cias.wisc.edu/our-events/applecrunch/ ↗

Discover more on
Ohio Farm to School:
farmtoschool.osu.edu ↗



CFAES provides research and related educational programs to clientele on a nondiscriminatory basis. For more information, visit cfaesdiversity.osu.edu. For an accessible format of this publication, visit cfaes.osu.edu/accessibility.